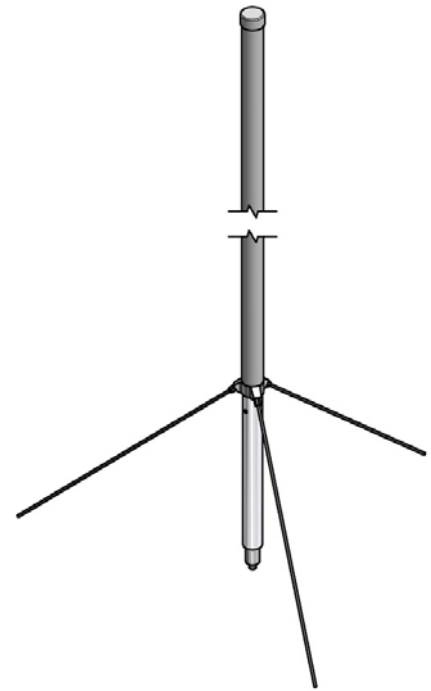




GP1-AM

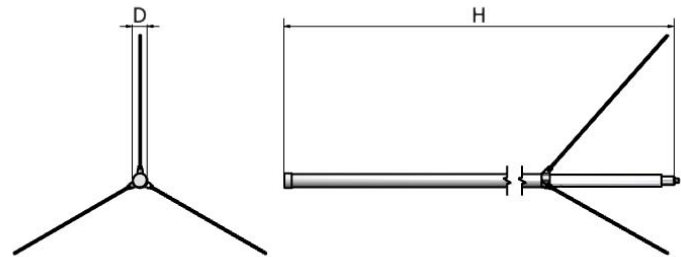
i. Electrical Specification

Frequency Available	AM	
Polarization	Vertical	
Band Width	-	
Gain	-	
Beam width	Horizontal	-
	Vertical	-
F-B ratio	≥12	
VSWR	1 : 1.5	
Impedance	50 Ω	
Maximum input power	100 W	



ii. Mechanical Specification

Radome Dimension (H x W x D)	1400 X 40	
Weight (Include bracket)	≤ 1200 g	
Connector Type	N-Female	
Withstand Wind Pressure	60 m/sec	
Radome Material	AL	
Radome Color	 Cool Gray 1C	 Cool Gray 4C
Mechanical Down Tilt	-	
	-	
Temperature	-40 °C ~ 70 °C	
Packing Size (H x W x D) 10SET	-	
Packing Weight 10SET	-	



iii. Radiation Pattern

Horizontal Pattern

Vertical Pattern